



BRITISH  
SCIENCE  
WEEK

8-17 March 2024



Delivered by



BRITISH  
SCIENCE  
ASSOCIATION

Supported by



UK Research  
and Innovation




## COMMUNITY ACTIVITY PACK

A set of activities that can be carried out in a community group or family setting, with young people or adults

[britishscienceweek.org](http://britishscienceweek.org)



# BRITISH SCIENCE WEEK



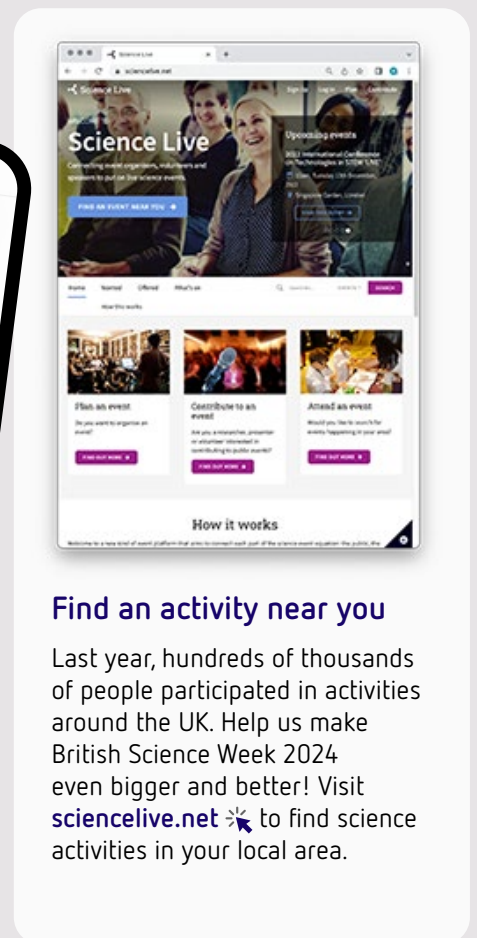
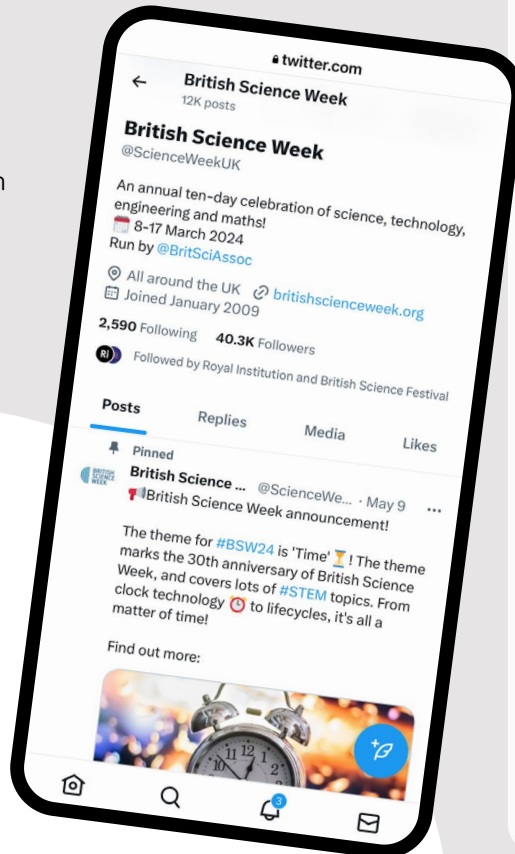
## 8-17 March 2024

This pack is a one-stop shop to support you during British Science Week, and you can use it all year!

**W**e've looked for activities which promote learning and discovery, and that break down the stereotypes surrounding STEM. We encourage you to use British Science Week as an opportunity to link science to other topics relevant to your audience, including their own backgrounds, lives and interests.

The activities can be run as part of a community group, as a family, with friends or by yourself. You can do them at community events, clubs, or at home.

You can share your brilliant activities, vlogs, or images on social media! Join the conversation or see what's happening during the Week by tagging British Science Week on Twitter ([@ScienceWeekUK](https://twitter.com/ScienceWeekUK)) and using the hashtag [#BSW24](https://twitter.com/BSW24).



### Find an activity near you

Last year, hundreds of thousands of people participated in activities around the UK. Help us make British Science Week 2024 even bigger and better! Visit [sciencelive.net](https://sciencelive.net) to find science activities in your local area.

# CONTENTS

- 4 Introducing the theme
- 5 Making the most of volunteers
- 6 British Science Week at home
- 7 Gathering resources for events or activities
- 8 Unlocking skills
- 9 Sleepy slow reactions
- 10 Sustainable transport
- 11 Tactile journey stick
- 12 How does time affect our problem-solving?
- 13 The seasons wheel
- 16 Hours, minutes, and yoctoseconds!
- 19 Nature's Calendar
- 20 Poster competition





The theme this year for British Science Week is **'Time!'** It's the **30<sup>th</sup> anniversary of British Science Week** – we want you to celebrate this huge milestone with us, thinking about time since the Week began, and looking to the future!

**W**e can find examples of time within all subjects and all around us, making it an excellent starting point for a celebration of science! You can also use your own ideas to create your event but here is some inspiration:

- Evolution and how animals, plants and other species have adapted over millions of years.
- Exciting inventions throughout history and advancements of technology throughout the years.
- Looking ahead to the future – what might the passage of time look like for our communities, the planet and the wider universe?

You could introduce this theme to your audience in a fun, imaginative way at the start of your activity – to get them excited for the week ahead! Check out some ideas below:

If you're working with young people as part of your British Science Week celebrations, why not challenge them to design a poster based on the theme of 'Time', using the activities in this pack, for the chance to win some fabulous prizes! Some of the activities in this pack can provide inspiration! Look out for the activities marked with the paintbrush symbol shown above. You can find more information about how to enter our poster competition at [britishscienceweek.org/plan-your-activities/poster-competition](https://britishscienceweek.org/plan-your-activities/poster-competition) ✨.



Try a game, give an audio-visual presentation, explore a mystery or special object, or create a pop-up display which communicates the theme of 'Time'. These are great to use as fun warm-up activities and are a fantastic way to start British Science Week.

Invite a special guest or someone from the community to share with your audience their own experience of time. Are there any watchmakers local to you, or clock towers to visit? Maybe a photographer could talk about capturing 'moments in time'? **See page 5** ✨ for information on how to get volunteers.

Here are some other ideas to include at the beginning of British Science Week:

- Time affects every part of our lives. Has 'time' been in the news recently, or do you have an example from the local area? Are there any historic sites you can talk about, and through which you can explore previous eras?

# MAKING THE MOST OF VOLUNTEERS



Face-to-face engagement is a great way to engage your audience, and volunteers and presenters are keen to support these activities, but don't forget that there are also opportunities to get volunteers and presenters to engage with your audience online.

**S**TEM Ambassadors are volunteers who offer their time and enthusiasm to help bring STEM subjects to life, and to demonstrate their value to young people. It is now possible to request both in-person and remote STEM Ambassador support, meaning that Ambassadors from across the UK can inspire people wherever they are.

Find out more and make a request for STEM Ambassador support here: [stem.org.uk/stem-ambassadors/find-a-stem-ambassador](https://stem.org.uk/stem-ambassadors/find-a-stem-ambassador) ✨.

You can also look for presenters and volunteers via Science Live ([sciencelive.net](https://sciencelive.net) ✨), or ask members of the community if they work in STEM-related jobs to describe what they do in more detail. You could also:

- Kick off British Science Week with a career talk or demonstration from an inspiring volunteer to engage your audience. The volunteer could highlight how time plays a role in their work, or perhaps how their field has changed over the last 30 years.

- Schedule two or three different guests for open conversations and discussions during the Week. If possible, get your audience anticipating who the next guest will be and what they do. Consider your audience and how to make it engaging, fun and accessible. Try to include an element of audience participation. These sorts of experiences can be intimidating if your audience isn't comfortable speaking to an expert on a particular subject – so giving them a bit of advance warning can help. It's also worth briefing your speakers in advance too – to make sure they know what to expect and to encourage them to be as inspiring, open, honest and inclusive as they can be.

- STEM volunteers can also help you develop your activities, bringing new ideas and learnings. If you already have activities in mind, why not see if a local researcher or other STEM volunteer can support you in developing them further?

- Where available, choose volunteers/Ambassadors who challenge stereotypes your audience might have of science or scientists, in order to promote a more positive attitude towards the subject. Let the volunteers/Ambassadors share what inspires them and how their job is making a difference in the world, or an anecdote about a science activity they really enjoy.

- Book your visitors early as many speakers get booked up during British Science Week. Have a clear idea of what you want them to do and communicate this ahead of time.

Volunteers come from a range of careers and experiences, from engineers, designers, and architects to scientists and technicians, so encourage your audience to attend inspirational career talks which broaden their choices and interests!

Visit the Inspiring the Future website ([inspiringthefuture.org](https://inspiringthefuture.org) ✨) for some helpful ideas for using volunteers.

# BRITISH SCIENCE WEEK AT HOME



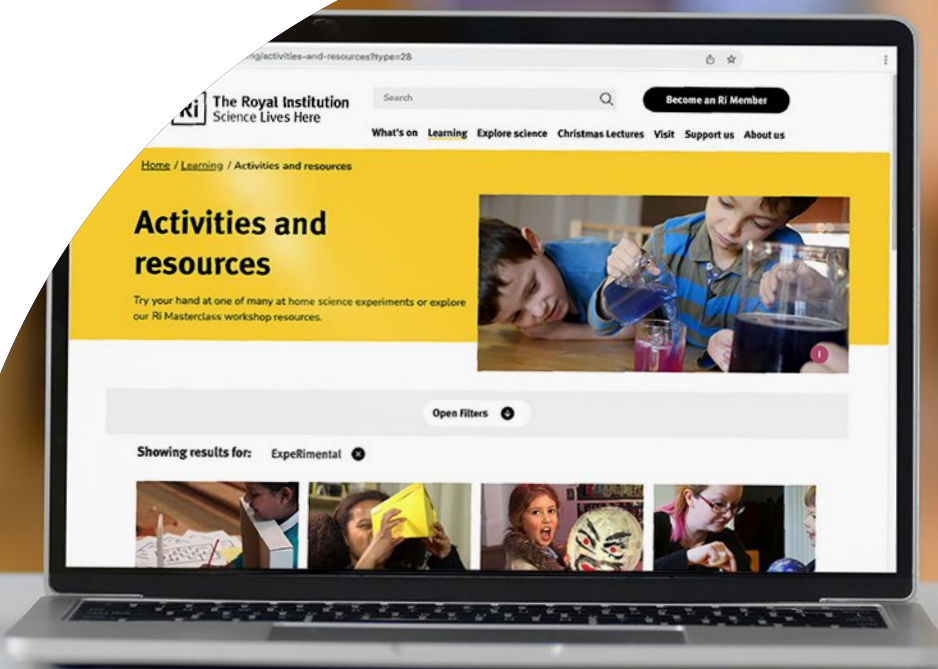
Do you want to help your audience carry on participating in British Science Week at home? Here are our top tips.



- Visit the British Science Week website for ideas, events and more resources to use. Keep your eyes peeled for the community groups section!
- Let your group know at least a month in advance about the Week, what you have planned, and how you'd like them to be involved. They might be able to collect or donate materials for use during the Week, and if you want them to get involved in any experiments at home they may need time to plan and collect materials themselves.

If you're working with young people, many of the British Science Association's CREST activities are quick and easy to do as fun challenges: [library.crestawards.org](https://library.crestawards.org) ✨.

In addition to this pack, there are lots of other useful ideas for take-home activities from series such as this one from the Royal Institution: [rigb.org/families/experimental](https://rigb.org/families/experimental) ✨.



# GATHERING RESOURCES FOR EVENTS OR ACTIVITIES



If you can, try to collect materials throughout the year for use during British Science Week. Alternatively, check to see whether there is a scrap shop/store/club open in your local area.

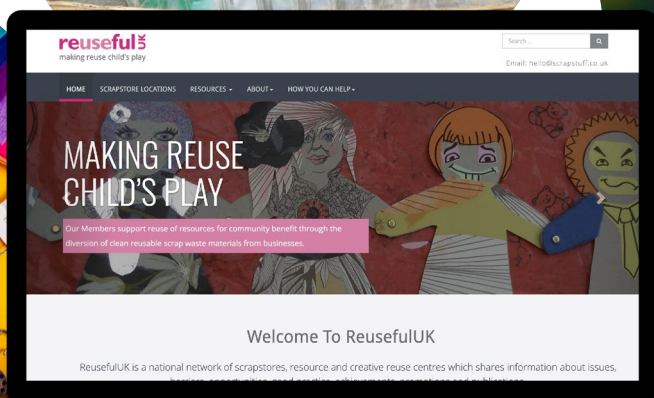
These places are often membership-based and can be a brilliant, inexpensive or free resource for card, fabric, and other bits of material. Salvaged materials can be turned into spaceships, trees,

sea creatures and more. You name it – the kids will think of it! Look at [reusefuluk.org](http://reusefuluk.org) to find a UK directory of scrap stores.

Take photographs when out and about and share these with your audience to foster discussion and raise their level of understanding about how time affects everything around us, in plants, building structures, and so on. The more colourful, the better! The photos can

be a reference point for future activities. For example, you could gather photos of a certain type of technology, televisions perhaps, (using images from internet if you need to) and ask your audience try to put them in chronological order of when they were invented.

Collect story books and reference books around the theme of time to create a themed library.



# UNLOCKING SKILLS



A fantastic way to encourage your audience to take an interest in STEM is to introduce transferable skills used by those working in STEM-related jobs.

**T**hese skills will strengthen positive attitudes and reduce stereotypes of those working in the field.

You could, for example, use the **STEM Person of the Week** ✨ activity from NUSTEM at Northumbria University or introduce a scientist from the British Science Association's **Smashing Stereotypes** ✨ campaign.

Ask your audience to identify what characteristics people working in STEM need. These might include being observant, creative, patient, good at communication, or curious. Look out for the skills unlocked tags for each activity in this pack.

Opposite is a list of attributes developed by NUSTEM - talk about this with your group, what activities do you all do that require these characteristics?

- Observant
- Open-minded
- Committed
- Curious
- Logical
- Creative
- Imaginative
- Patient
- Self-motivated
- Collaborative
- Resilient
- Clear communicator
- Passionate
- Hard-working
- Organised





# SLEEPY SLOW REACTIONS

## Hibernation in animals

Some animals hibernate over winter months when finding food is difficult. During hibernation, animals don't eat and become inactive, slowing their heart rates and reducing their body temperature. Chemical reactions in their bodies happen slower, saving energy. In this activity, you'll explore how different temperatures affect the time it takes for vinegar and bicarbonate of soda to react with each other.

🕒 1.5 hours



### »» Next steps

The Salters' Institute Experiment of the Month brings chemistry and science to life for everyone. View the whole collection at [saltersinstitute.org/resources](https://saltersinstitute.org/resources). From Erupting Lemons to Brilliant Bubbles, there is something for every young chemist and scientist!

### 👤 Get everyone involved

**Younger children** Plant 2 containers of cress seeds and leave one in the fridge and another in a warm place. Which germinates first? Do you think the chemical reactions in plants happen faster in warm temperatures too?

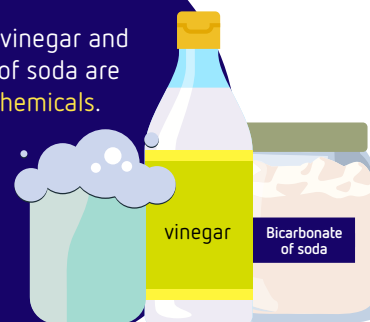
### ↔ Career options

You can work in chemical sciences in a variety of fields, such as:

- agriculture
- food and drink production
- energy
- conservation and environmental monitoring
- forensics
- healthcare
- and even in the cosmetics industry!

Chemists work in diverse locations such as laboratories, hospitals, factories and in various field locations.

**Beware** that vinegar and bicarbonate of soda are **low hazard chemicals**.



### 🛒 Kit list

Bicarbonate of soda

Clear vinegar

3 clear jam jars  
(identical size  
and shape)

1 tablespoon

1 teaspoon

Large bowl

Access to a hot tap

Access to a fridge

Timer

Pencil

Paper

### 📖 Instructions

- 1 From a bottle of vinegar stored at room temperature, measure 3 tablespoons into a jam jar and leave in the fridge to cool for an hour.
- 2 Measure 3 more tablespoons of room temperature vinegar into a different jam jar.
- 3 Measure 1 level teaspoon of bicarbonate of soda into the jam jar containing the room temperature vinegar. Start the timer immediately.
- 4 A vigorous reaction shown by fizzing bubbles will start in the jam jar. Stop the timer when the fizzing bubbles fall back to the level of the liquid. Record the results in a table.
- 5 Half-fill the large bowl with hot tap water. Measure 3 more tablespoons of vinegar into a third jam jar and place it in the hot water, leaving it there for 5 minutes. Do not let any water enter the jam jar!
- 6 Remove the jar from the warm water. Repeat steps 3 and 4 on the warmed vinegar and record the results.
- 7 Finally, remove your first jam jar from the fridge and repeat steps 3 and 4 with the cooled vinegar. Record the result and think about the difference in the reaction times between the vinegars of different temperatures. Why do you think this happened?



# SUSTAINABLE TRANSPORT

## Futures Design Challenge

What will our future transport look like? This activity allows you to discuss sustainable transport solutions, including autonomous vehicles. You will identify challenges for reaching net zero, hear what the experts think, develop your own ideas, and apply them to your own area, using Minecraft as a design/building tool.

🕒 1 hour

### 📋 Kit list

Access to Minecraft  
Creative mode

Internet-connected  
device

Don't have Minecraft?  
You can use:

Lego

Pens and paper

### 📖 Instructions

Discuss the following questions in your group or write down the answers:

- 1 Understand:** Think about your journey to school, or a trip into town. What are the transport options to get you there? How did your parents get to school in the past? What sort of green transport would you like to take in the future?
- 2 Explore:** Imagine you're the Mayor of your area and need to keep your town/city moving while also reducing carbon emissions. Research how autonomous buses or trams might be used to solve this problem, such as [Mi-Link](#) ✨.
- 3 Create:** What sort of green future can you engineer? Using Minecraft (Creative Mode) as a digital engineering tool, see if you can design a better alternative for your area. What would your ideal bus or tram look like? How will they run alongside walkers or cyclists? How will you encourage people to use your transport mode in the future?

### ➡ Next steps

We know transport emissions contribute to the climate crisis. Take a look at the options to reach net zero on page 6 of the Sustainability Solutions Summit [bit.ly/sustainable\\_solutions\\_summit](https://bit.ly/sustainable_solutions_summit) ✨.

Which of the following would you prefer to see in the future? Integrated public transport, active travel in 15-minute cities or autonomous shared vehicles?

### 👤 Get everyone involved



**Younger children** Unleash your creativity with building blocks! Ask younger children to create their own buses, bikes or cars to get about in a green, futuristic way. Are they powered by sails or solar? Are they personal vehicles or shared for the whole community? Who and where will you visit?

**Older children** Ask older children to interview a parent/carer or neighbour about how they used to get about. How did they get to school? Were trams used in their town or city? How often did cars travel on their street? What do they think will be the green transport of the future?

**Adults** Ask adults to review the children's designs. Could any be put in place now – like better walking and cycling routes? Better play spaces for children on their road? Trains and buses to connect your city? Make a plan to cut your car use and reduce transport emissions to act on climate change.

### ↔ Career options

Did you know you can put your creativity and design skills to work in a green job? Real experts are working on future travel solutions – from bus drivers to engineers to transport designers – there are lots of options out there! [Careerpilot: Green jobs](#) ✨.



# TACTILE JOURNEY STICK

with iSpot

A journey stick is a memento of a nature walk, tying objects found on the walk to the stick. It can also be used to track changes in an environment. iSpot is an online wildlife identification tool used to record observations.

🕒 1 hour



## 🛒 Kit list

A sturdy stick of decent length (approx 50cm)

String or wool

Natural items collected on a walk

Smartphone to access iSpot

## 📄 Instructions

- 1 Decide where you're going for your walk. What type of natural environment will you choose? Ensure the area is safe to work in.
- 2 Select your stick. Find a loose stick, do not damage any trees or bushes.
- 3 Go for your walk and collect natural items to tie to your stick. Do not damage any animal habitats or plants when collecting your items.
- 4 Tie your first item at the end of the stick closest to your hand when holding it, progressively moving along as you tie more items to it.
- 5 Take a photo and upload what you find to iSpot. If you are unsure of what you have found, the iSpot community may be able to identify it for you.

## ➡ Next steps

Find out about VICTA Science Fair at [victa.org.uk/victa-science-fair](https://victa.org.uk/victa-science-fair) ✨

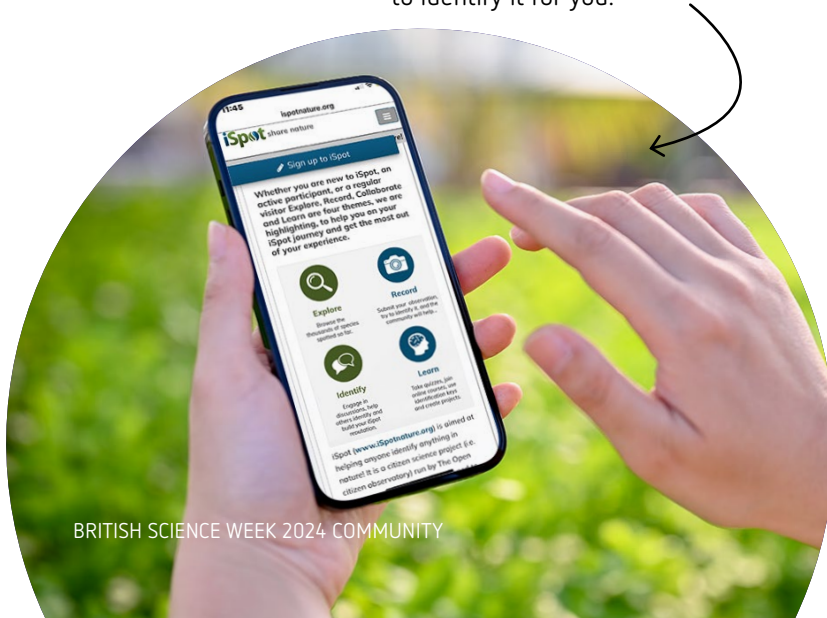
## 👤 Get everyone involved

**Younger children** If the children in your group are under 10 and have a vision impairment, their journey stick could get them on your way to earning their VICTA Young Achievers Science badge: [victastudents.org.uk/young-achievers-award](https://victastudents.org.uk/young-achievers-award) ✨

## ↔ Career options

There are many diverse career options if you are passionate about nature and seasonal changes. For example, geologists specialise in researching nature and visiting places all over the world to study materials that make up the earth.

Horticulture is the science of growing plants. Horticulturalists research different plant species, and often grow plants, fruits and vegetables for study. This role also has a focus on environmental sustainability, with some research focussing on plant conservation and preservation.



# HOW DOES TIME AFFECT OUR PROBLEM SOLVING?

Time can truly change the game in planning! Ever wondered how having a lot of time versus just a pinch can alter your decisions? If you have 5 minutes to fix a problem, are you going to handle it differently to if you had 50 minutes? What about 5 weeks? Politicians, including the Prime Minister, are only in role for a certain length of time.

🕒 45 minutes to 1 hour



## 📁 Kit list

Pens

Paper

A great imagination!

## 📄 Instructions

- 1 You've become mayor of your local town. Congratulations! You're now going to do some planning.
- 2 On your first sheet of paper, think about what you would want to achieve in your first week in the role? Think quick wins, things that are not too labour intensive and easy to do.
- 3 On the next sheet of paper, imagine a journalist has asked you what you want to achieve in your first 6 months as mayor - what do you say? You could ask another member of your community group to take on the role of 'journalist' and interview you about your plans.
- 4 Looking ahead to the next election in 2 years, start thinking about what you will promise to voters. Think about what you have planned in the first 6 months, and whether your promises are feasible. Remember, they can hold you to this! How will you achieve this?

## ➤ Next steps

Consider how realistic you have been with your plans? If you wrote "bulldoze the town and rebuild" on sheet one...think again!

At the end of the activity, would you change or switch around any of the things you committed to early on in the process?


Question: What was more difficult - short, medium or long-term planning?

## 👥 Get everyone involved

**Adults** You can use this same approach to set life goals too. What do you want to tick off next week/next month/next year?

## ↔ Career options

Short, medium and long-term planning is an essential skill in many walks of life including political roles, the civil service and public sector roles.



# THE SEASONS WHEEL

Throughout the year, we experience 4 distinct seasons: spring, summer, autumn, and winter. This activity invites you to think about the world around you and allows you to explore the cyclical nature of how their environment changes with each passing season.

🕒 30 minutes



## 📋 Kit list

Seasons wheel worksheet printout

Scissors

Glue

Paper fasteners

Colouring pens (optional)

## 📖 Instructions

- 1 Carefully cut out the seasons wheel template along the outer circle (see page 14 ✨). Cut neatly to create a smooth wheel.
- 2 Provide each participant with the arrow shape template (see page 15 ✨) and explain that this arrow will indicate the current season on the wheel.
- 3 Attach the arrow to the centre of the wheel where the 'X' is using a paper fastener to secure it, allowing the wheel to spin freely. Younger children might need help with this step.
- 4 Cut out the names of the seasons, characters and trees and glue to the wheel in the relevant places.

## 🗣️ Think and talk about

- What kinds of plants do you see during different seasons?
- What is the weather like during different seasons?
- What is the weather like today and what season are we in?
- What clothes do you wear during different seasons?

## ➡ Next steps

You can discover more about the world and its place in the Universe by exploring the Royal Observatory Greenwich's "Solar System Holiday" Early Years resources: [rmg.co.uk/schools-communities/teacher-resources/solar-system-holiday](http://rmg.co.uk/schools-communities/teacher-resources/solar-system-holiday) ✨.

## 👥 Get everyone involved

**Adults** As the climate crisis intensifies, think about the weather during different seasons, has it changed since you were younger?

## 🔒 Skills unlocked

Observant, creative

## ↔ Career options


Meteorologists collect data to make weather forecasts.

Botanists grow and study plants. They need to know which seasons different plants grow best in and how to recreate those environments artificially, such as in greenhouses.

Farmers know that the seasons are important to their animals' lives. For example, most lambs are born in spring!

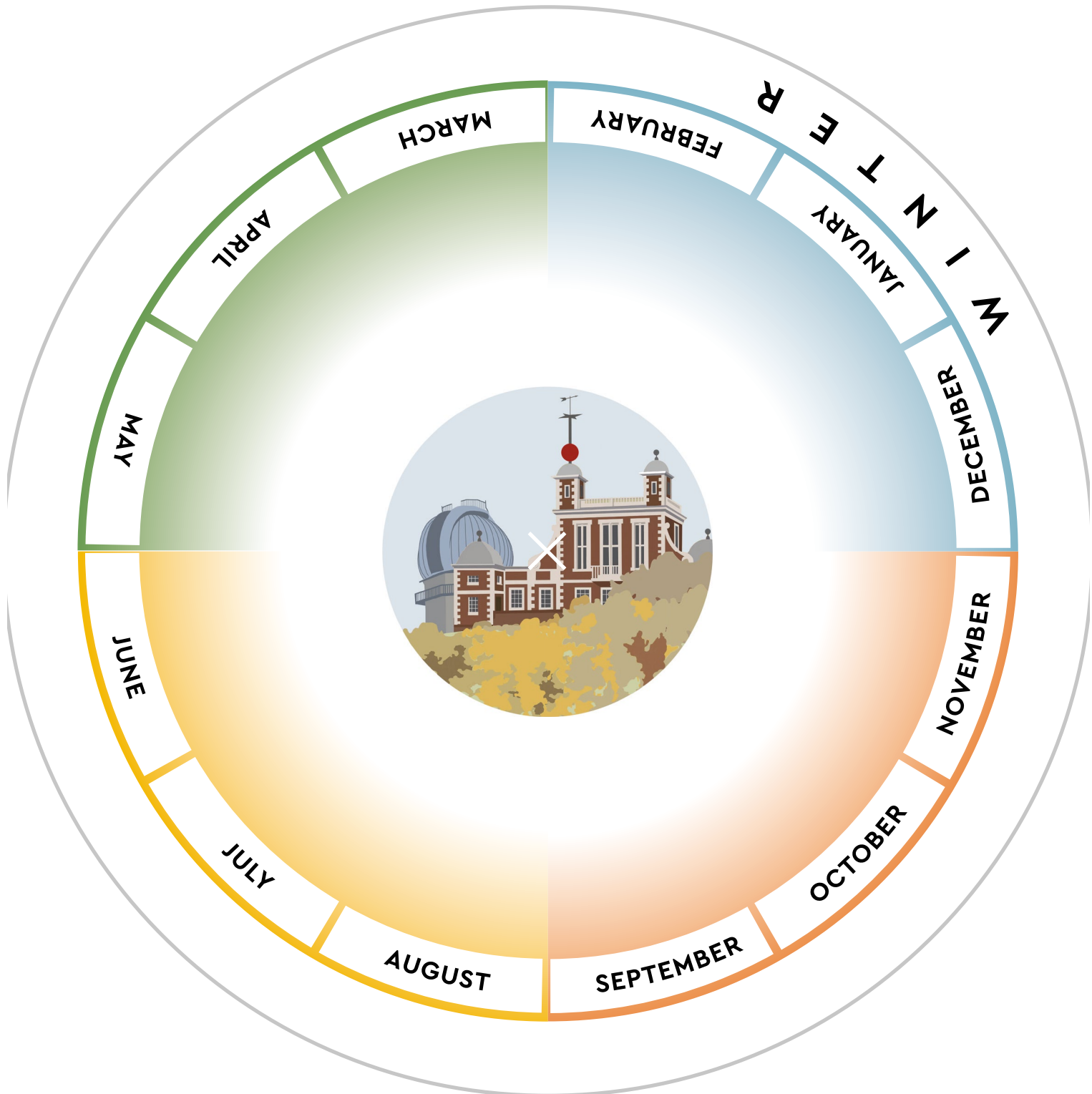
Astronomers use telescopes and spacecraft to learn about seasons on the other planets in our solar system.

See page 14 for build instructions



## >> THE SEASONS WHEEL ACTIVITY CARD

Make your own seasons wheel by cutting around the circle and using a split pin to attach the arrow to the centre of the wheel (X marks the spot!). Cut and glue the names of the seasons to complete your wheel. You can decorate the wheel with our pictures, or you can draw your own! What kinds of things do you see each season?





# HOURS, MINUTES, AND YOCTOSECONDS!

A radionuclide is an unstable atom. The stability (or rate of decay) of a radionuclide is measured in half-life.

Half-life is the time taken for the sample's activity to fall by half. Uranium-238 has the longest half-life of 4.5 billion years.

Some radionuclides have half-lives of minutes, seconds, or even yoctoseconds - one trillionth of a trillionth of a second!

🕒 10 – 20 minutes



## 📋 Kit list

Stopwatch

Print out cards and table on the following pages (optional)

## 📄 Instructions

Watch this video about radiation and radioactive decay and half-lives: [youtube.com/watch?v=M0uw4ZNpql](https://www.youtube.com/watch?v=M0uw4ZNpql) ✨

- 1 Look at the set of cards with information about radioactive materials and their rate of decay/half-life.
- 2 Notice the small number next to the initials of each radionuclide e.g.  $^{75}\text{Se}$  - this number 75 is the mass number which is the total number of protons and neutrons together in an atomic nucleus.
- 3 Different types of radioactive decay are characterised by their changes in mass number as well as atomic number and this number helps us calculate how quickly a radionuclide will decay.
- 4 What can you do in the time if we imagine the mass numbers are seconds? Use your stopwatch to time yourself and see if you can do the following activities in the times. For example can you sing Happy Birthday in 52 seconds? Can you stand on one leg for 123 seconds? Put a tick or cross in each box on page 17 ✨ to show what you can do in the time.

## ➡ Next steps

To learn more about radiation, click on the links below:

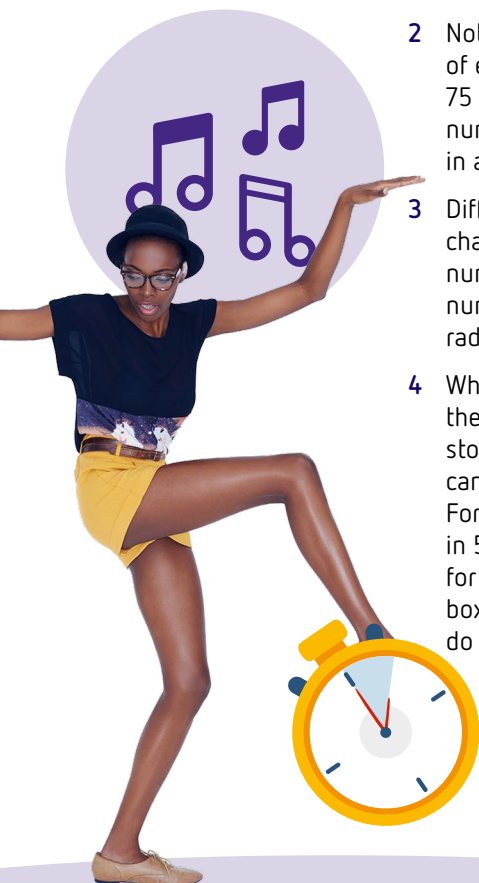
[crukradnet.colcc.ac.uk](https://crukradnet.colcc.ac.uk) ✨  
[instagram.com/radiation\\_hotstuff](https://www.instagram.com/radiation_hotstuff) ✨

## 🔒 Skills unlocked

Observant, curious, open-minded

## ↔ Career options

- Radiation researchers test hypotheses by carrying out studies to advance our knowledge and understanding of radiation and improve diagnosis and treatments for patients.
- Therapeutic radiographers, Nuclear Medicine physicians, and medical physicists work in hospitals.
- Radiation Protection Advisors ensure there are adequate levels of radiation shielding and rules to protect people.



The trefoil symbol is used to indicate radioactive material



# >> HOURS, MINUTES, AND YOCTOSECONDS!



Draw the symbol above  
(which is called the  
radioactive trefoil)

Radionuclide	Seconds	Sing Happy Birthday	Make a paper aeroplane	Do 10 star jumps	Draw the symbol above (which is called the radioactive trefoil)	Stand on one leg
$^{75}\text{Se}$ , Selenium-75	75					
$^{52}\text{Mn}$ , Manganese-52	52					
$^{111}\text{In}$ , Indium-111	111					
$^{89}\text{Zr}$ , Zirconium-89	89					
$^{123}\text{I}$ , Iodine-123	123					
$^{68}\text{Ga}$ , Gallium-68	68					
$^{11}\text{C}$ , Carbon-11	11					
$^{13}\text{N}$ , Nitrogen-13	13					
$^{15}\text{O}$ , Oxygen-15	15					
$^{82}\text{Rb}$ , Rubidium-82	82					

## >> HOURS, MINUTES, AND YOCETOSECONDS!

### Radionuclide

$^{75}\text{Se}$ , selenium-75

### Imaging Uses

Liver function

### Half-life

120 days



### Radionuclide

$^{13}\text{N}$ , nitrogen-13

### Imaging Uses

Myocardial perfusion  
(heart blood flow)

### Half-life

10 minutes



### Radionuclide

$^{52}\text{Mn}$ , manganese-52

### Imaging Uses

Manganese in body

### Half-life

6 days



### Radionuclide

$^{82}\text{Rb}$ , rubidium-82

### Imaging Uses

Myocardial perfusion  
(heart blood flow)

### Half-life

1.3 minutes



### Radionuclide

$^{68}\text{Ga}$ , gallium-68

### Imaging Uses

Tumours and infection

### Half-life

68 minutes



### Radionuclide

$^{111}\text{In}$ , indium-111

### Imaging Uses

Tumours, inflammation,  
infection and diabetes

### Half-life

3 days



### Radionuclide

$^{89}\text{Zr}$ , zirconium-89

### Imaging Uses

Tumours, immune cell activity  
and new blood vessel formation

### Half-life

79 hours



### Radionuclide

$^{123}\text{I}$ , iodine-123

### Imaging Uses

Thyroid function

### Half-life

13 hours



### Radionuclide

$^{15}\text{O}$ , oxygen-15

### Imaging Uses

Myocardial perfusion  
(heart blood flow)

### Half-life

2 minutes



### Radionuclide

$^{11}\text{C}$ , carbon-11

### Imaging Uses

Neurology

### Half-life

20 mins



# NATURE'S CALENDAR

Explore the outdoors and be part of a 300-year-old citizen science project!

Nature's Calendar is the longest written biological record of its kind in the UK. It is a long list of natural seasonal events (e.g. snowdrops flowering in spring and blackberries ripening in autumn) alongside the date and location they were spotted.

Nature's Calendar consists of almost 3 million records spanning 300 years. Scientists use the data to understand how our seasons have changed over time. They have found that spring is getting earlier.

## TAKE PART IN 2024!

Why not explore your local area and add your observations to the list this British Science Week? We're partnering with Nature's Calendar to get the UK looking out for 4 key seasonal events this spring.

We've chosen these seasonal events because:

- They have been recorded extensively in the past
- They respond strongly to changes in seasonal temperatures
- They're common across the UK
- They are widely-recognised and well-loved
- They're found in both rural and urban situations
- They are currently used by scientists to monitor the effect of weather and climate on UK wildlife.

In a location that you can monitor at least once a week this spring (e.g. on the walk to school, in your garden, in the local park) we're asking you to look out for and record the date that you first see:

Flowers open on a hawthorn tree ✨



Flowers open on a horse chestnut (conker) tree ✨



A swallow (bird) when they return to the UK from their winter migration to Africa ✨



An orange tip butterfly ✨



Once you have spotted one or more of these, make a note of the date and [record it on the Nature's Calendar website](#) ✨.

You will need an adult aged 18+ to register your group and submit your records.

To register and record, and for help identifying each seasonal event visit [naturescalendar.woodlandtrust.org.uk/blog/2024/british-science-week/](https://www.woodlandtrust.org.uk/blog/2024/british-science-week/) ✨.

# POSTER COMPETITION

If you're working with young people aged 3 to 14, why not challenge them to get creative and enter British Science Week's annual, UK-wide poster competition! Make a poster about any angle on 'Time' that you like and be in with the chance of winning an array of prizes. Each group or organisation can enter the 5 best posters.

## Kit list

Paper (A4 or A3)

Creative materials  
such as:

pens  
pencils  
scissors  
glue  
watercolours  
paint  
crayons  
pipe cleaners  
felt  
thread  
wool  
foil  
clay  
string  
beads  
stamps  
foam  
pompoms

## Instructions

Encourage your group to think about time – what it means to them and how it relates to the science they've learnt about – to come up with ideas to include in their poster. Here are some points and questions to get you going:

- Get your group to think about their own time – how do they spend it? At home, out playing in the park, arts and crafts, learning at school?
- What about 'time' in the world, and beyond? How do we measure time – seconds, days, seasons, centuries? What about time in space?
- Are there any scientists they know of whose work relates to time? What about time travel in films, TV and music?
- How has technology changed over time? British Science Week 2024 is the 30<sup>th</sup> anniversary of the Week, your group could use that as inspiration; how has technology changed since 1994?

## Make your poster

Once they've done the thinking, it's time to get creative! Posters must be A4 or A3 in size and you'll need to be able to take a photograph of each one so it can be sent to us online for

judging. You can use pop-up pictures, pull out tabs or use materials such as pencils, paints, crayons and paper to create your posters.

## Submitting the poster

Posters will be judged on creativity, how well they fit the theme and how well they have been made or drawn, and how engaging they are. Once a poster is complete, take a photo of it and complete the online form to submit it as an entry.

## Next steps

Celebrate! For more details, along with the full set of poster competition rules and tips, check out our website: [britishscienceweek.org/plan-your-activities/poster-competition](https://britishscienceweek.org/plan-your-activities/poster-competition) ✨

Look out for the activities in the pack marked with a paintbrush symbol, they can be a source of inspiration!



↶ Last year's 'popular vote' winner



[britishscienceweek.org](https://britishscienceweek.org)

© Copyright British Science Association 2024  
Registered charity: 212479 and SC039236

Delivered by



Supported by

